


KinderSign - Connect the iPad to WiFi


- A** Tap the **Settings** icon on the iPad home screen.



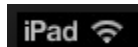
- B** Make sure Wi-Fi is turned on.




- C** Tap the name of the secure Wi-Fi network you want to join.



- D** Enter the password for the secure Wi-Fi network, then tap **Join**. To confirm the iPad is connected to Wi-Fi, verify the signal strength that appears on the top left corner of the iPad screen.



- E** Once connected, tap the **Home**  button on the lower portion of the iPad to return to the Home Screen.