


## KinderSign – How to Update Location

When the tablet is turned on, it will automatically open the KinderSign application. You only update location once, during initial setup of the tablet provided by DSS. To update the location:


- A** Press the **Home** button  located on the lower part of the tablet.
- B** Tap the **Settings** icon located on the main screen of the tablet. You might have to scroll up to see this option.



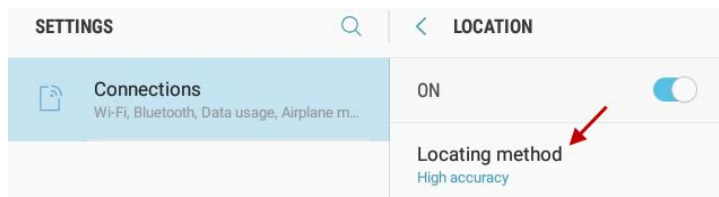
- C** Scroll to the top and tap **Connections**.



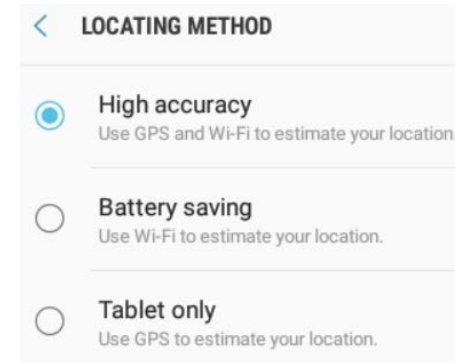
- D** Tap **Location** to confirm it is activated.



- E** Tap **Locating method**.



- F** Tap **High accuracy** to select your locating method.



- G** Press the **Home** button  to return to the main screen.