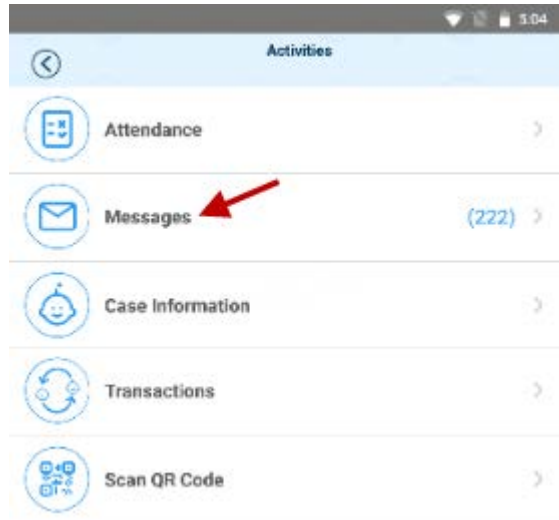
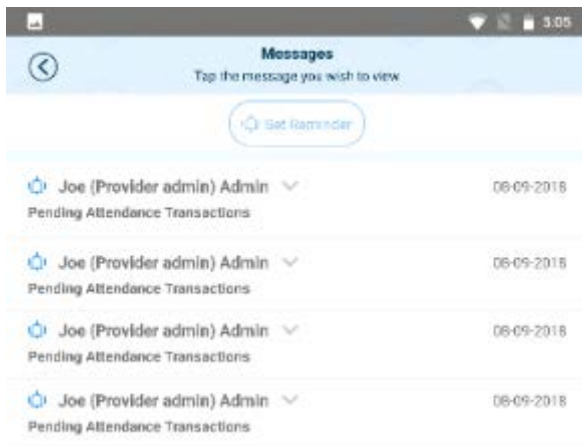


KinderSmart – How to Review Messages

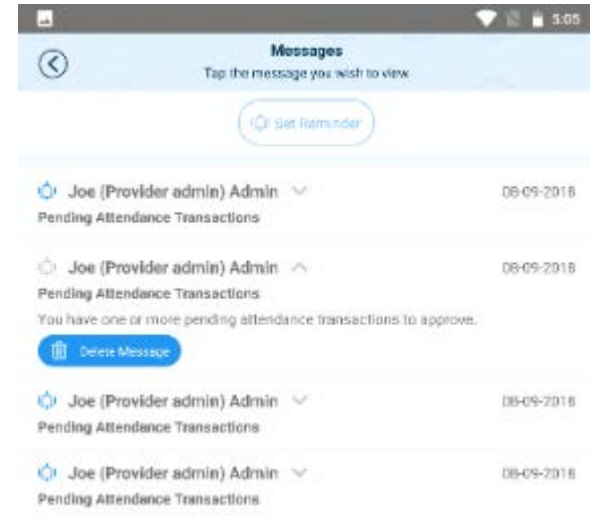
- A** Open the KinderSmart app on your phone.
- B** Once the **Activities** screen displays, tap **Messages**.



- C** The list of all messages displays.



- D** Tap on the message you would like to review.



- F** After reviewing your message, tap **Delete Message** if you would like to remove from the list.



- G** Tap **Set Reminder** if you would like to create a reminder message for yourself. Tap **Save** when complete.



- H** Tap the back arrow to return to the **Activities** screen.

