










## Child Care Business Information Solution (CCBIS) System Tools

Providers can choose to use all or some of these tools to track and manage attendance. The following is a chart that features each tool available for use.

	<b>KinderSign</b>  <b>Tablet</b>	<b>KinderSmart</b>  <b>Smart Phone</b>	<b>KinderConnect</b>  <b>Computer</b>
<b>Primary Parents</b> Primary Parents receiving benefits are imported directly into the system when authorization for their child is approved.	<ul style="list-style-type: none"> <li>• Touch Screen entry.</li> <li>• Sign-in with own phone number and a 4-digit PIN#, created by themselves upon first check-in.</li> <li>• The children's names will display, select to check in/out each child individually.</li> <li>• Use to limit whether other sponsors can enter approved times, approve times and/or view case information.</li> <li>• Use to approve attendance times entered by the provider for the children.</li> <li>• Use to view messages sent by the provider.</li> </ul>	<ul style="list-style-type: none"> <li>• Download app to smart phone, free of charge.</li> <li>• Register the app. The app will work on any smart phone.</li> <li>• Scan the QR code on the Provider Mobile Sign In Sheet to record attendance.  </li> <li>• The children's names will display, select to check in/out each child individually.</li> <li>• Use to limit whether other sponsors can enter approved times, approve times and/or view case information.</li> <li>• Use to approve attendance times entered by the provider for the children.</li> <li>• Use to view messages sent by the provider.</li> </ul>	<ul style="list-style-type: none"> <li>• Use to view attendance data for their children at a secure website.</li> <li>• Use to approve attendance times entered by the provider for the children.</li> <li>• Use to limit whether other sponsors can enter approved times, approve times and view case information.</li> <li>• Use to view Case information.</li> </ul>
<b>Sponsor</b> A relative or friend that the Primary Parent allows to check their children in and out of care.	<ul style="list-style-type: none"> <li>• Touch Screen entry.</li> <li>• Sign-in with own phone number and a 4-digit PIN#, created by themselves upon first check-in</li> <li>• The children's names will display, select to check in/out each child individually.</li> <li>• Use to approve attendance times entered by the provider for the children IF authorized by the primary parent.</li> </ul>	<ul style="list-style-type: none"> <li>• Download app to smart phone, free of charge.</li> <li>• App will work on any smart phone.</li> <li>• Scan the QR code on the Provider Mobile Sign In Sheet to record attendance  </li> <li>• The children's names will display, select to check in/out all each child individually.</li> <li>• use to approve attendance times entered by the provider for the children IF authorized by the primary parent.</li> </ul>	<ul style="list-style-type: none"> <li>• Sponsors cannot create an account for, or to log in to KinderConnect.</li> </ul>

## Child Care Business Information Solution (CCBIS) System Tools

	<b>KinderSign</b>  <b>Tablet</b>	<b>KinderSmart</b>  <b>Smart Phone</b>	<b>KinderConnect</b>  <b>Computer</b>
<b>Provider</b> The Childcare program that is authorized to provide childcare services and be paid through the publicly funded childcare program.	<ul style="list-style-type: none"> <li>Providers will receive, free of charge, at least one Samsung tablet.</li> <li>Providers will receive, free of charge, a stand to lock the tablet into for security purposes.</li> <li>App will work on iPad or Android tablet if provider elects to use their own.</li> <li>Tablet requires a Wi-Fi connection to update to KinderConnect in real time.</li> <li>Can be used offline to capture sign in and out times. The next time it connects to the internet it will upload all the times captured while in offline mode.</li> <li>Tablet provided will have limited access to the internet and only apps related to the system can be installed on it.</li> </ul>	<ul style="list-style-type: none"> <li>Will be given a QR code to print and post in a common area for Parent and sponsors to use.</li> </ul> 	<ul style="list-style-type: none"> <li>Review, edit and submit attendance data on the secure website for payment.</li> <li>Need internet access, either at program location or other location, to submit attendance for payment processing</li> <li>Add parents, sponsors and private pay children into the system</li> <li>View messages received from the system and Social Services. Send messages to parents and sponsors.</li> <li>View remittance and case information.</li> <li>View and print a variety of reports.</li> </ul>